

Sparkasse app: Add more accounts

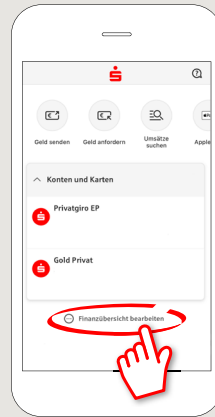
www.spkkm.de/online-banking-hilfe

 Sparkasse
Kierspe-Meinerzhagen

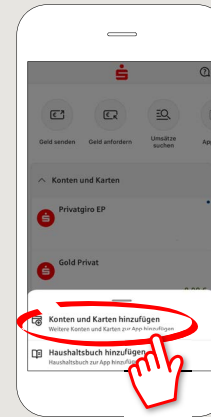
The following description applies to the iOS operating system. For other mobile operating systems, the procedure may differ slightly.

1 Start the **Sparkasse app** by tapping on the app icon and enter your password.

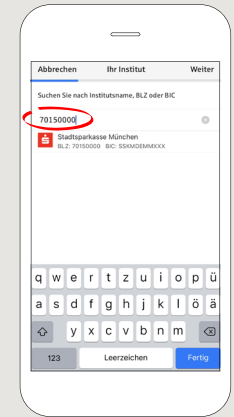
2 Tap „**Finanzübersicht bearbeiten**“ on your start page.



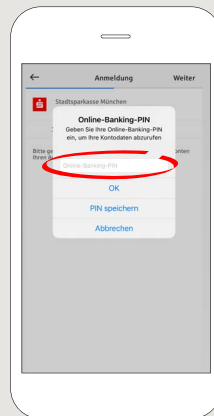
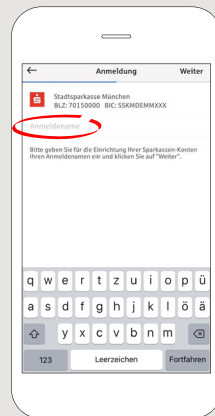
3 Tap on „**Konten und Karten hinzufügen**“.



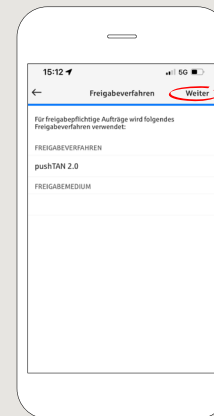
4 Enter the bank code or bank name of the bank where the account is held.



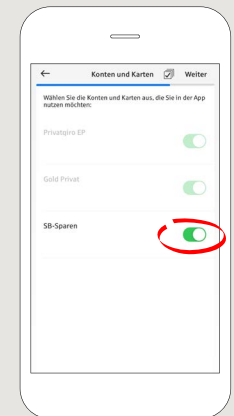
In the next step you enter your **login name** (= your online banking login name) and then your **online banking pin**.



5 Confirm the release procedure with „**Weiter**“.



6 Select your accounts and cards to be displayed in your financial overview. Then click on „**Weiter**“. Your newly created account is now in your financial overview.



DO YOU HAVE ANY QUESTIONS? WE WILL BE HAPPY TO HELP YOU.

Central service call number: You can contact us under 02359 9170-0 Mon, Tue & Thur from 8:30 am – 6 pm; Wed & Fri from 8:30 am – 4:30 pm

Further information about the Sparkasse app is available at www.spkkm.de/online-banking-hilfe

YOU CAN ALSO CONTACT US AT:

Online banking support for private customers
Telephone: 02354 9170-126
Available: Mon-Sat from 8 am – 10 pm

Our branches
www.spkkm.de/geschäftsstellen